

# Automatic digital flatbed

Ultra-fast performance  
Class-leading force for  
both cutting and creasing



## ColorCut FB9000PRO Cultivating creativity



# Creative in-house digital production



### Key features

Auto sheet feeding flatbed cutting system

- Dual tool head for clean cutting, crisp creasing, scoring and perforation - with up to 1.2kg cutting force and 1.5kg crease force
- Cut up to 1,000 micron media
- Process at speeds up to 1,200mm a second
- Auto sheet feeding for high productivity
- High-capacity stacker accepts up to 2,000 sheets (25kg) of printed media
- Adjustable pneumatic suction media pick up
- High-speed synchronised feeding
- Continuous belt cutting table for high productivity
- Optical camera for accurate registration
- Portrait and landscape sheet fed orientation
- Mixed jobs can be loaded and cut
- Media choices - cut your project from thick Folding Box Board, card, synthetics or kiss cut label media
- Ease of set-up and use with no requirement for dedicated operators/previous knowledge or specialised expertise
- Driven by ColorCut Pro software
- QR coded Job Library for file retrieval
- Optional ColorCut Pro Server Station

### Creative, on-demand digital print finishing

Production and prototyping solution for packaging and POS.

Intec's advanced, fully automated digital die cutter delivers lightning speed performance, unparalleled media control and highly sophisticated, but user-friendly production functionality.

This premium build system has a high capacity rapid auto feeder, paired with a large format continuous belt cutting table and media collection tray, which together offer synchronised auto-feed/load and eject for fully unattended operation and exceptional productivity.

Tactile controls and immersive touch screen driven software provide an intuitive user experience ensuring you operate the FB9000PRO with the simplest daily operation and virtually no learning curve.

### Expand your business and production opportunities with the FB9000PRO


Being digital, sheets can be cut instantly and on-demand, without sending out for dies or to have traditional cutting forms made. A typical SRA3 sheet cuts in just 15-45 seconds, depending on file complexity. As there are no set-up costs or dies to be made, this enables users to easily and affordably produce anything from a one-off sample to full daily production.

Designed to meet the needs of medium to short run production, the FB9000PRO enables the cutting and creasing of any form of print, from a variety of materials including folding box boards, cards and paper label stocks to synthetic substrates and even magnetic media!

Because the system provides exceptional deep creasing and crisp cutting, you can create stunning packaging and point of sale items, as well as gift boxes, utility packaging, vinyl decals, kiss cut labels and so much more!



Inline feeding from stacker directly onto the continuous cutting table



Stack and feed media in both portrait and landscape orientations

### Synchronised stacking and feeding



Suction pick-up assembly is aided by air blade separation and air pulse knock down jets

### FB9000PRO overview

**Easy set-up and use.** No need for dedicated operators/previous knowledge or specialised expertise. Unbox, connect and align feeder to cutter, plug in your PC via ethernet or USB and you're ready to go!

**Cutter.** The FB9000PRO's dual tool head contains the latest Vision3 high resolution CCD camera, which reads a printed QR code to automatically retrieve the associated cutting file from the system and eliminating wasted time searching for jobs. Scanning the corner page SmartMarks also ensures precision registration of every sheet with its digital cut file.

**Feeder.** Users can stack up to 2,000 sheets of printed media, even mixed batches for fully unattended operation, thanks to the QR code job identification. Each sheet is then automatically loaded on to the cutting belt using a highly effective pneumatic feed system.

**Software.** Intec's acclaimed ColorCut Pro software comes as standard. Features include: Remote Job Library, \*SmartColors which allow different tasks and speed modes to be applied to different parts of the cut file and QR code reading which also allows the system to faultlessly identify and cut mixed jobs in the same session.

**Digital cutting.** Intec's FB9000PRO cutters use advanced digital contour cutting technology to follow artwork lines drawn in Adobe® Illustrator® or CorelDRAW® enabling you to cut and crease absolutely any shape, on demand, with no setup costs and no new software to learn.

**Versatile media handling.** Using the Auto Sheet Feeder, for unattended operation, the maximum media size is 480mm x 720mm. However, larger sheets can be cut in manual mode up to 550mm x 850mm.

Designed to feed sheets in both portrait and landscape orientation, the system is equipped with an adjustable pick up head for wider sheets and larger media formats.

**Perfect alignment of cut jobs** is ensured with the high speed Vision3 registration and job recognition system, to quickly and accurately pinpoint the job registration marks as soon as each sheet has been loaded. An on-board, high resolution CCD camera also reads QR codes, which are created when

designing cut jobs, enabling the FB9000PRO to automatically retrieve associated cut files.

**Dual tool head.** The separate cutting and creasing tools operate independently of each other, reducing operation time, improving productivity and providing the ability to specify different speed modes for 'blended' or multi speed cut and crease for accurate fast throughput.

The cutting tool is supplied with a range of blades enabling a wide range of media to be cut from labels up to 1,000 micron card stock.

The creasing tool is double-ended, offering a choice of wide or narrow crease with an option to assign multi-creases within the ColorCut Pro software, to aid the creasing of difficult substrates.

**Class-leading force/pressure** delivering a powerful 1.2kg of force for cutting and 1.5kg for creasing ensures the FB9000PRO can process a wider array of materials.

**Two-zone vacuum hold down.** Printed sheets are held securely in place on a revolving conveyor belt, felt cutting mat by a powerful vacuum produced from a 750W high speed pump (included). The cutting table features 2 suction zones so even difficult substrates can be held firmly in place.

**Air blade separation** ensures perfect feeding by pre-separating the individual sheets, at the top of the media pile, as the stacker is raised for the next sheet feed.

**Air pulse knock down nozzle** assists in knocking down media, that would normally mis-feed, by shooting a pulsed sequence of blasts down onto the top sheet, as the stacker lowers, to restack the sheet for fully unattended control.

**Pneumatic control centre** is located at the side of the feeder and offers full control over the generation, storage and delivery of air for the vacuum and pneumatic functions. This provides all the control needed for varying weights and types of media used.



## Take full control with ColorCut Pro software

Intec has produced a bespoke suite of programs for all ColorCut flatbed cutting tables.

This software is supplied with all models and has been developed to optimise their use and help users cut projects with absolute simplicity.

### Making production tasks, easy!

- No new drawing program to learn
- ColorCut Pro accepts vector lines directly from Adobe Illustrator & CorelDRAW
- Line Colour identification
- Material/Action Database
- Control cutting tool speed & force using SmartLine Colour
- Productivity mode enables multiple job cutting
- Generate and assign QR Codes to jobs, saving the cutting file to the job library for retrieving later

- Plugin to add registration marks and QR codes for Adobe Illustrator (MAC & PC), CorelDRAW (PC)
- Can cut with or without registration marks
- Customisable registration mark position
- Automatic sensor calibration
- High tolerance to variation in brightness, for Coloured media or white marks on dark paper
- Software automatically adjusts for print scale, skew or position errors - up to 5mm
- Automatically turns off vacuum after cutting
- Application environment works in mm or inches
- Working interface can be independent of your drawing program



# Software

### ColorCut Pro explained

ColorCut Pro's client application is a plug in, that fully integrates with the leading drawing packages; Adobe® Illustrator® (Mac and PC) and CorelDRAW® (PC only).

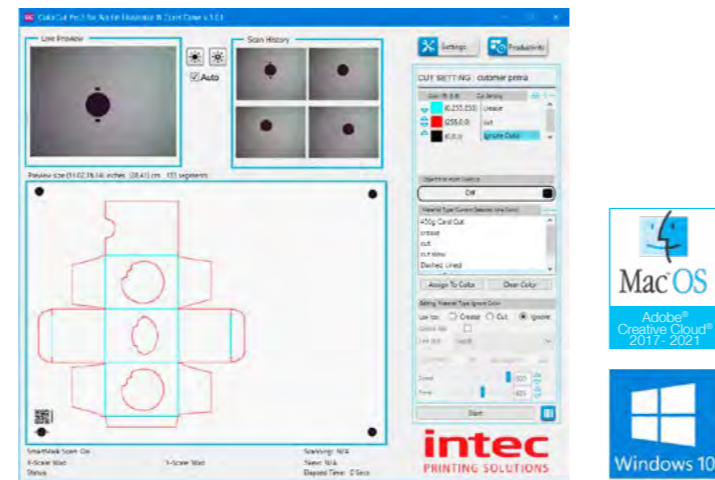
ColorCut Pro - Production Studio, is a stand alone application which stores cut files and enables users to cut previously prepared jobs, either by recalling the job number or by reading the QR code on the sheet, without the need to launch Adobe Illustrator or CorelDRAW. Conveniently, ColorCut Pro's Job Library Server, can be used on PC's in remote production departments.

Software and hardware. Intec makes both the hardware and the software for all its range of ColorCut cutting machines - everything is designed to work together. Intec's Vision3 CCD Camera Registration System, is integrated into the Intec FB9000PRO to read registration marks and detect the position of sheets on the cutting table.

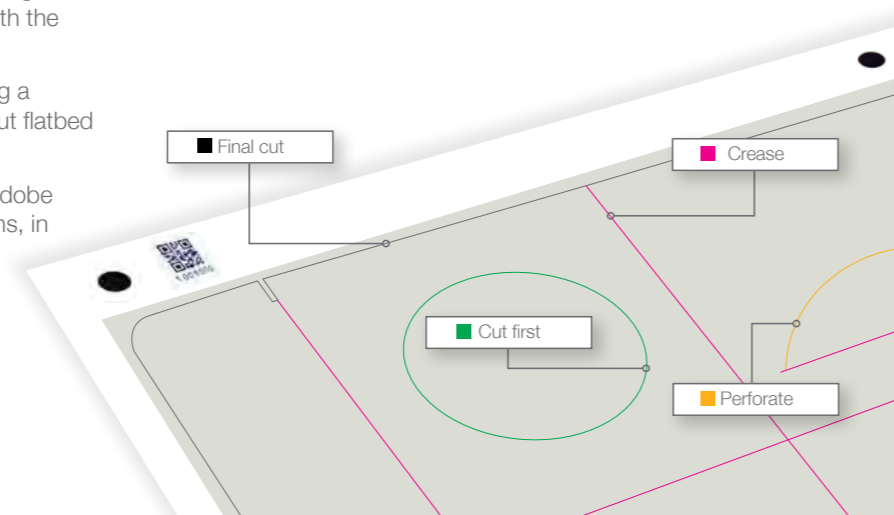
ColorCut Pro has an advanced feature to compensate for print skew or positioning skew - effectively redrawing the artwork, according to the error, to ensure maximum precision when performing contour cuts. The Vision3 Registration Camera will also read QR codes applied to printed files, and retrieve the cutting files from the ColorCut Pro Job Library database, associated with the specific design.

What is contour cutting? Contour cutting involves placing a drawn outline around an object and using the Intec ColorCut flatbed to physically cut it.

Create. ColorCut Pro is fully integrated, as a plugin, with Adobe Illustrator and CoreDRAW, allowing users to edit any designs, in their package, customise them and finally export them to use with ColorCut Pro Production Studio.



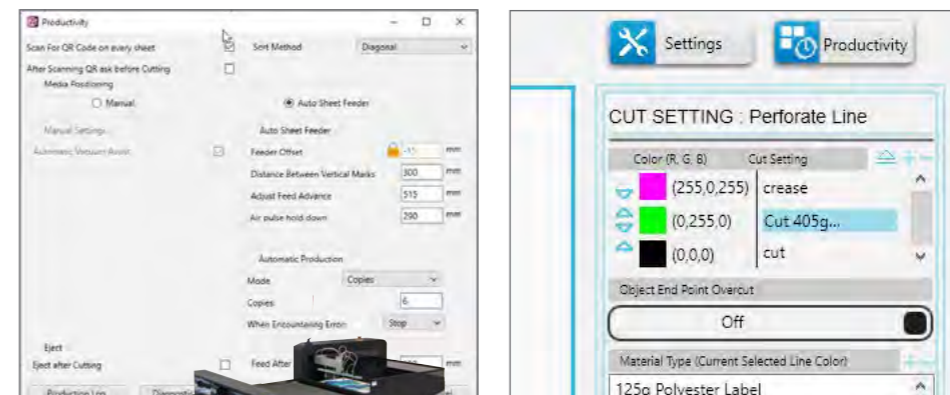
Colour recognition. Working with vector lines in the design, it is possible to set-up cutting/creasing processes using different line Colours. This feature recognises different colours and allows users to set types of operation and the processing sequence, by Colour.



### How does ColorCut Pro work?

Productivity controls for production runs. With the auto-feeder, ColorCut Pro can cut a specific number of copies or continue to run until all sheets have been cut. In manual mode, multiple sheets can be placed on the table and ColorCut Pro can be set to search for each sheet and cut it - improving productivity. For complex designs it is possible to change the cutting sequence and order.

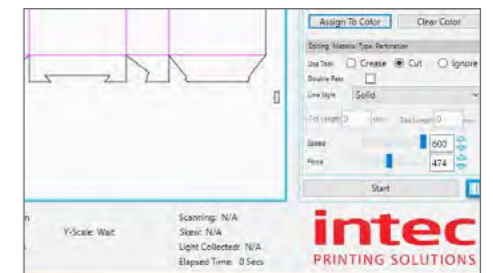
Material database. It's possible to assign a tool (either cutting or creasing), with tool speed and pressure for each action or material used. Settings can be saved so users can quickly and easily recall them in future. Using the 'SmartLine' Colour from ColorCut Pro, assign the material process i.e. cutting 450 micron board, creasing, scoring or perforation.



Auto find jobs using QR codes. When a designer uses the ColorCut Pro plugin to automatically add page registration marks, a QR code and job number, cut files are created and saved directly to the ColorCut Pro's Job Library. Once a job has been created with a QR code you benefit from faster, automated retrieval of the cut file at any required point.

In addition, the stand-alone version of ColorCut Pro can be installed on different computers, enabling other team members to cut the jobs - perhaps in another location - simply by using the QR code of the assigned job number.

SmartLine control. Solid lines can be over-ridden in designs, turning them into dashed lines, perforated cuts or even small tags to hold designs into the cut sheet.



Click start. Once positioned on the first registration mark, the Vision3 camera will automatically detect the 2nd, 3rd and 4th marks with the ColorCut Pro software, compensating for any scale, skew or position errors. Cutting will then start automatically.

A comprehensive range of tools and accessories made for ColorCut

# Tools & accessories

**As you'd expect from a serious production system, many of the parts are available as replacements.**

A full range of original manufacturer parts and accessories are available for after-market purchase. Spares can be purchased at time of ordering the flatbed and/or shipped overnight as and when required.

**Creasing tool.** This tool is double-ended, offering a choice of tips for either wide or narrow creases, as desired. Precision engineered, this tool sits in the dual tool head.

**Cutting tool.** This precision engineered component sits in the dual tool head and holds the cutting blade of choice. The tool is manually adjustable to obtain the desired amount of 'blade out' for the job in hand.

**Calibration tool.** Used at set up and then periodically, to calibrate the cutter.



**Cutting mat.** This replaceable grey felt mat is ideal for achieving crisp cuts and deep creasing lines on a wide range of substrates. The natural density of the fibres allows the vacuum flow to pass through it for superb sheet retention. The innovative 'jigsaw' style joint makes it easy to replace.



**Vacuum pump and silencer.** Powerful 750W vacuum pump with acoustic housing and safety valve, powers vacuum retention of printed sheets to cutting mat.

**Acoustic silencer.** Reduces sound level of vacuum pump.




**Cutting blades.** Ultra-sharp and hard-wearing blades come in two types and three blade angles. Either as a pack of three of the same blade or as a mixed pack.

## Blades:

**Yellow** 30° 1mm  $\phi$  - for film, very soft material, thin label material

**Red** 45° 1mm  $\phi$  - typically for labels, stickers, and thin paper/card


**Blue** 60° 1mm  $\phi$  - for hard media. The sharply angled tip provides a sharper point edge. Suitable for penetrating harder media types



## Circlip blades:

**Red** 45° 1.4mm  $\phi$  - Most packing board up to 750 micron. Circlip provides better pressure and improves blade direction changes on dense media, from 0.25 to 0.75 mm thick

**Blue** 60° 1.4mm  $\phi$  - For dense, rigid or thick media. Sharply angled tip provides a sharp point ideal for polyester, PVC or magnetic materials. 0.25 to 1.2mm



## Blade legend:

1. 30° blade    2. 45° blade    3. 60° blade  
4. 45° circlip knife    5. 60° circlip knife

**Manuals.** User guides for ColorCut flatbeds and ColorCut Pro software are supplied with all cutters and are available for download from the Intec website support page.



colorcut

## ColorCut Pro Server Station



colorcut  
Auto Sheet Feeding Flatbed Cutters



**The optional ColorCut Pro Server Station streamlines production workflow and automates productivity.**

The supplied ColorCut Pro software can of course be used as a stand-alone application - however the optional ColorCut Pro Server Station is strongly recommended, as it provides an enhanced user interface, which significantly increases the power and functionality of the ColorCut Pro software suite. Plus it frees up graphic designers' computers, so they can get on with the job of designing more jobs - while print finishing operators can use the simple interface provided on the Server Station, as a production device to cut, crease and finish the jobs.

### What is the Server Station?

The Server Station is a hardware workstation & software bundle comprising of an ergonomic, free-standing workstation, pre-installed with an additional ColorCut Pro software suite, which includes:

- **Production Studio + an additional user licence** (2 user seats)
- **Template Manager**
- **Job Library Manager**

Running a stand-alone version of ColorCut Pro on the Server Station acts as a network hub enabling Mac and PC users to send their cut jobs from the ColorCut Pro Client on their graphic design PC's &/or MAC's, directly to the Server Station. This **builds a central library** of cutting jobs ensuring the operator can access all jobs saved to the ColorCut Pro Job Library at any time, without requiring Adobe® Illustrator® or CorelDRAW® and without having to re-open the original file. This free's up your graphic designers and enables them to continue working making the server station a compelling addition for both Mac or PC environments.

### Key features:

- Mac or PC systems running ColorCut Pro, can transfer cut files over the network to the ColorCut Pro Job Library on the Server Station.
- Assigned job numbers, barcodes or QR codes enable instant retrieval of the associated cutting file
- Designers can adjust cutting file settings without having to re-open the original design and artwork file
- No skilled operators required. ColorCut Pro stands alone, which means cutting operatives do not require access to Adobe Illustrator or CorelDRAW in order to cut jobs.

The Server Station is supplied complete with a pre-installed Windows® PC and ColorCut Pro software suite, with a flat screen monitor, mouse and keyboard

Production Studio is the core operating software

Template Maker enables designers to create simple cartons and shaped items

Job Library Manager sophisticated job management, with custom action assignment

User Licence allows 2 extra user seats

### The software components explained.

In the design phase, jobs created by graphic designers using ColorCut Pro Client are saved into ColorCut Pro's Job Library.

**Production Studio:** The core application for production and operating of the cutter. The easy-to-use interface enables an operator to position sheets for cutting and click START on the software. The QR code printed on the job sheet enables ColorCut Pro Production Studio to automatically and instantly retrieve the correct cutting file, then start cutting your jobs. Job numbers can also be used, enabling an operator to load and send jobs directly to the cutter without need for any additional software.

**Template Maker:** Create die-cut templates for a range of simple cartons and shaped items, with your own dimensions, in just a few seconds. The intuitive program allows for a wide range of options to tailor X, Y, Z dimensions, flaps, tucks, creasing and perforations etc. Templates can then be exported to Adobe Illustrator or CorelDRAW for immediate use.

**ColorCut Pro's Job Library Manager:** Adds a sophisticated level of control enabling custom job naming and identification, searching, viewing and even assigning unique or custom actions to specific QR codes or job numbers (only available with the ColorCut Pro Server Station).

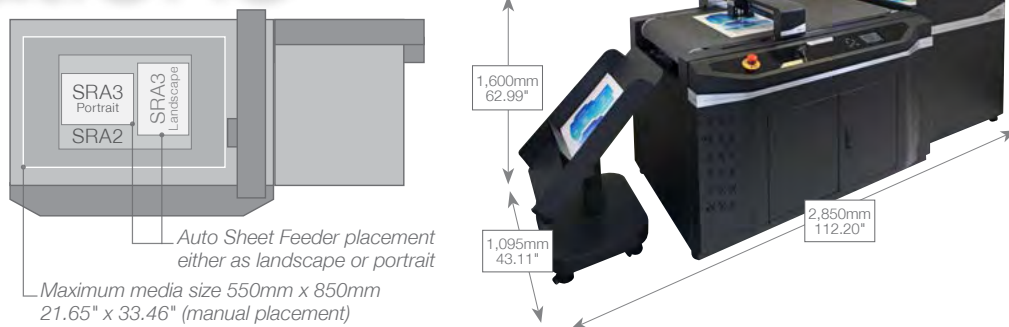
**Additional software licence:** Is a real benefit for the workforce, as it allows for two additional user seats, for multiple ColorCut Pro Clients, which really helps in a networked environment.

# Specifications

## FB9000PRO

**Dual Tool, Continuous Belt, Digital Cutting Engine** Suitable for on-demand packaging and sheet card cutting – also suitable for sheet labels.

Fully automated with auto sheet feeder (see below).



CUT AREA	Auto Sheet Feed	Manual placement
Maximum media area	480mm x 720mm (18.89" x 28.34")	550mm x 850mm (21.65" x 33.46")
Effective contour cutting area	480mm x 700mm (18.89" x 27.56")	495mm x 735mm (19.48" x 28.93") (no mark scanning)
Media placement	Automatic sheet feeder or manual placement with multi-sheet productivity mode	
Media hold-down method	2 zone vacuum bed (high speed 750W vacuum pump included as standard)	
Cutting mat	Superior felt cutting underlay (one piece user replaceable) continuous belt	
Registration system	High speed CCD Camera - Vision3 Registration System, using live video feed and advanced 8 <sup>th</sup> generation ARMS (Automatic Registration Mark System)	
Job recognition	Advanced QR code technology for instant file recognition and registration	

CUTTING CONTROL	
Mountable tools	Blade holder, creasing tool & pen tool (head is dual tool, so any 2 can be fitted simultaneously)
Force / Pressure	Tool1 (Cut) up to 1,200gf (1.2kg) Tool2 (Crease) up to 1,500gf (1.5kg)
Recommended media thickness/types	Paper/card up to 1000micron/800gsm, Max. depth 1.2mm (low density substrate ie. rice paper / softboard)
Speed	Three speed modes: Fast mode 1,200mm/s; SD Standard mode 960mm/s; HD High quality mode 750mm/s
Blades:	1 x Yellow - 1mm 30° cemented carbide blade - for thin film and very soft material 1 x Red - 1mm 45° cemented carbide blade - for adhesive stickers, thin card under 0.25mm 1 x Blue - 1mm 60° cemented carbide blade - for rigid media, (polyester sheets) 3 x Red circlip - Industrial 1.4mm 45° circlip cemented carbide blade - default blade for cutting card stock and folding box board from 0.25 to 0.6mm thick 3 x Blue circlip - Industrial 1.4mm 60° circlip cemented carbide blade - for cutting high-intensity reflective film or magnetic media - suitable for cutting media from 0.5 to 1.2 mm thick (restricted to max limit of flatbed)
Creasing tool:	Dual ended (wide & narrow) with variable pressure up to 1.5kg
Pen holder:	Pen, plotting pen, also used for calibration sensor
Output tray	Modular, moveable media collection tray

COMPATIBILITY MODE PC & Mac	
ColorCut Pro – Plugin (PC)	ColorCut Pro plug-in (All features available to PC users) . ColorCut Pro can send projects that you have designed in Adobe® Illustrator® or CorelDRAW® directly to your Intec ColorCut Flatbed cutter with no need to convert them to a different format. (requires: PC - Adobe Illustrator® CS1 – CS6, CC, CC2014, CC2015, CC2017, CC2018 , CC2019, or CorelDRAW® X4 - X8, 2017 - 2021)
ColorCut Pro – Plugin (Mac)	ColorCut Pro Plugin for Mac enables the ColorCut Pro Job Library Client. Mac users use this to add cut marks to their Illustrator files or assign Job numbers and QR codes, then their jobs are sent to the remote ColorCut Pro job library on a PC for Cutting. (Requires: Illustrator CC2018- 2021)
ColorCut Pro – Standalone	ColorCut Pro – Standalone version/Job Server version of ColorCut Pro is PC only, and enables jobs created by the ColorCut Pro plugin (above) to be cut at any time, without requiring Adobe Illustrator or CorelDRAW, and without having to re-open the original file
PC Minimum Specification	64-bit, 2 GB of RAM (4 GB recommended), Min display resolution : 960x830, For Live Preview PC must have Wi-Fi capability for Direct connection to iVision3 Camera Sensor. (USB Wi-Fi dongle included)

AUTO SHEET FEEDER	
Maximum media size	480mm x 720mm (18.89" x 28.34")
Minimum media size	196.85mm x 284.98mm (7.71" x 11.21")
Maximum media weight / stack height	25kg / 217.42mm (55.11lb / 8.55")
Media pick up method	Quad (4) vacuum suction pads. Adjustable for portrait/landscape feeding
Sheet separation features	Forward facing air blade system with additional stainless steel sheet catches and air pulse knock down jet
Sheet advance method	Linear pneumatic cylinder piston
Air Supply	3.5CFM Air compressor (included)
Productivity indicator	4 Light tower indicator

POWER REQUIREMENTS	
Power requirements - Cutter	220 - 240V / 6.8A / 750W
Power requirements - Vacuum pump	220 - 240V / 4.5A / 750W
Power requirements - ASF	Auto Sheet Feeder (supplied by Cutter)
Power requirements - Compressor	220 - 240V / 3.6A / 780W

WEIGHTS AND DIMENSIONS									
MEDIA COLLECTION TRAY			CUTTER			AUTO SHEET FEEDER			
	Packed	Unpacked		Packed	Unpacked		Packed	Unpacked	
Weight:	Included with the Cutter	18.5kg (40lb)	Weight:	277.6kg (612.00lb)	250kg (551.15lb)	Weight:	182.6kg (402.56 lb)	138kg (304.24lb)	
Length:	Included with the Cutter	550mm (21.65")	Length:	1,465mm (57.67")	1,300mm (51.18")	Length:	1,110mm (43.70")	1,000mm (39.37")	
Width:	Included with the Cutter	475mm (18.70")	Width:	1,235mm (48.62")	1,095mm (43.11")	Width:	1,000mm (39.37")	885mm (34.84")	
Height:	Included with the Cutter	790mm (31.10")	Height:	1,215mm (47.83")	1,035mm (40.74")	Height:	1,430mm (56.30")	1,600mm (62.99")	

§ Does not support illegal copies of Illustrator. ‡ Full version only. Does not support 'Home and Student', 'Essentials' edition, or illegal copies of CorelDRAW.  
\* Maximum dimensions relate to assembled machines and reflect full extremities of each device to allow for aspects such as tool beam and vacuum hose.



**Intec Printing Solutions Limited**  
Unit 11B, Dawkins Industrial Estate, Poole, Dorset BH15 4JP UK  
Tel: +44 (0) 1202 845 960  
Email: sales@intecprinters.com  
[www.intecprinters.com](http://www.intecprinters.com)

© 2021 Intec Printing Solutions. Intec brand names and products are the intellectual property and copyright of Intec Printing Solutions. Adobe Illustrator is a registered trade mark of Adobe Systems Incorporated in the United States and/or other countries. All other trademarks are acknowledged. Equipment specifications are subject to change without prior notice. All statistics are variable depending upon external conditions, media type, weight and formats. E&OE